


## Year 3/4 Curriculum Overview – Spring Term 1

Happy New Year. These curriculum notes are intended to give you a brief overview of the topics and key learning that your child will be learning over the first half of the Spring Term. We hope they will enable you to support your child with the work they are carrying out at school by providing them with opportunities to extend their knowledge of the subjects.



### English:

#### **To write a story set in the Stone Age:**

- Use punctuation at Y2 standard correctly (full stops, capital letters - including for proper nouns, exclamation marks, question marks, commas in a list, apostrophes for contraction and singular noun possession)
- Use a range of co-ordinating and subordinating conjunctions
- Create characters, settings and plot in narrative
- Form nouns with a range of prefixes
- Use present and past tenses correctly and consistently including progressive and present perfect forms
- Use inverted commas to punctuate direct speech (using dialogue to show relationship between characters)
- Group related ideas into paragraphs

#### **Year 4-in addition**

- Use conjunctions, adverbs and prepositions to express time, place and cause
- Use Standard English for verb inflections
- Organise paragraphs around a theme (using fronted adverbials to introduce or connect paragraphs)

### Spellings:

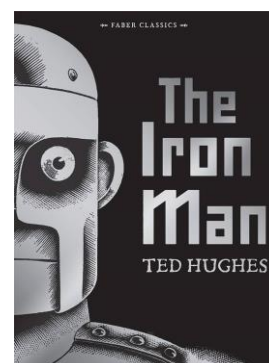

#### Year 3

- Adding -es to nouns and verbs ending in -y
- **Adding -ing -ed to words of one syllable ending in a single consonant letter after a single vowel letter**
- Adding -ing -ed to words ending in -e with a consonant before it
- Adding -ing -ed to a root word ending in y with a consonant before it
- Adding -er, -est or -y to words of one syllable ending in a single consonant letter after a single vowel letter
- Contractions
- The suffix -ly
- Words ending in -tion
- Possessive apostrophe (singular nouns)
- The suffixes -ment, -ness, -less

#### Year 4

- spell words from the Year 3 & 4 word list
- Endings which sound like /ʃən/ spelt -tion, -sion
- Endings which sound like /ʃən/ spelt -ssion
- Endings which sound like /ʃən/ spelt -cian
- The suffix -ation

### Main books covered:



#### Reading

- Fluency Practice: Focuses on developing fluency through repeated oral reading of a short text or extract. Weekly x3.
- Class Story time: Teacher reading aloud to the children. Daily.
- Extended Reading: Focusing on discussion and questioning in order to develop comprehension skills. Weekly x2

### Mathematics:

#### **Y3**

- Write and calculate mathematical statements for multiplication and division using the multiplication tables that they know, including for two-digit numbers times one-digit numbers, using mental and progressing to formal written methods.
- Recall and use multiplication and division facts for the 3, 4 and 8 multiplication tables.

#### **Y4**

- Recall multiplication and division facts for multiplication tables up to  $12 \times 12$ .
- Use place value, known and derived facts to multiply and divide mentally, including: multiplying by 0 and 1; dividing by 1; multiplying together three numbers.
- Recognise and use factor pairs and commutativity in mental calculations.
- Solve problems involving multiplication and addition, including using the distributive law to multiply two-digit numbers by one digit, integer scaling problems and harder correspondence problems such as n objects are connected to m objects.

### Science

- To recognise that living things can be grouped in a variety of ways by sorting living things into a range of groups.
- To gather, record, classify and present data in a variety of ways to help in answering questions by using a range of methods to sort and group living things.
- To identify vertebrates and invertebrates.

### History

- To learn about changes in Britain from the Stone Age to the Iron Age, including:
  - late Neolithic hunter-gatherers and early farmers, for example, Skara Brae
  - Bronze Age religion, technology and travel, for example, Stonehenge
  - Iron Age hill forts: tribal kingdoms, farming, art and culture

### Wider Curriculum

- **DT** – tasting different types of bread and exploring how they are made. We will be making unleavened bread
- **PE** – Net and Ball games and Yoga
- **French** – Y3: Les animeaux Y4: En classe
- **RE** – Commitment and Lent
- **Music** – Timbre - playing, improvising and composing
- **Computing** – blogging

### Class/Year group information

Year 3/4 BC will be taught by Mr Collier on Mondays and Tuesdays and Mrs Bowker on Wednesdays, Thursdays and Fridays.

In the mornings, the children will be split in to Y3 and Y4 classes. Mr Collier and Mrs Bowker will teach Year 4. Mrs Ralphs and Miss Smith will teach the Y3 classes. This will cover maths, English, spellings and reading.

Mrs Ralphs and Miss Smith will usually have planning and preparation time (PPA) on Monday afternoons. Mrs Mattox and Mr Bennett will cover these sessions. Mr Collier and Mrs Bowker will usually have PPA on Thursdays and will be covered by Mr Bennett.

### Equipment/ Medication

PE for Y3/4 SR and Y3/4 ES will be Mondays and Tuesdays. Y3/4 BC PE will be Wednesdays and Thursdays.

Children should have a named water bottle to access throughout the day (water or sugar free squash is fine).

Any children requiring medication, including inhalers, need to have completed a care plan at the Office. Bumps etc. will be sent via MediTracker (an online system) Please ensure an email is registered with the Office.

Children can bring in a healthy snack for break time or items, such as toast and bagels, can be ordered online.

### Special Dates

- 10<sup>th</sup> Jan – Stone Age Day
- 22<sup>nd</sup> Jan – Young Voices
- 9<sup>th</sup> Feb – Magician visit (PTFA)
- 9<sup>th</sup> Feb – School closes for half term
- Week commencing 12<sup>th</sup> Feb – Half term week

### Homework Expectations

- Read daily – either an Accelerated Reader book or something else they'll enjoy reading.
- TT Rockstars
- Spellingframe

**Reading books should be taken home and brought back in to school on a daily basis.**

### Communication

We are usually available to speak to parents during drop off and collection however, sometimes this may not be possible. Sending messages via Class Dojo or contacting the school office (01543 227410) are welcomed methods of communication, where we will aim to get back to you as soon as possible.